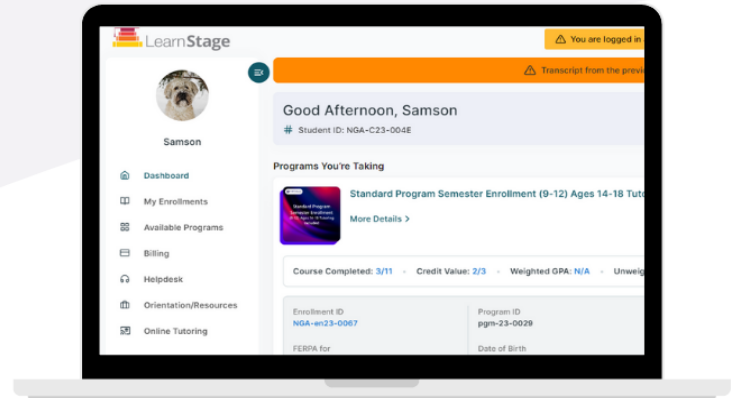


Northgate Academy is happy to introduce Learnstage 3.0



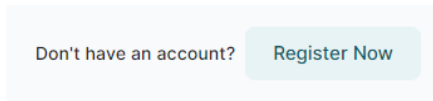
Learnstage 3.0 provides new features such as:

- Class progress by percentage and module
- Program Deadline
- Quick and easy payment system
- Next Payment date
- Current balance
- and more!

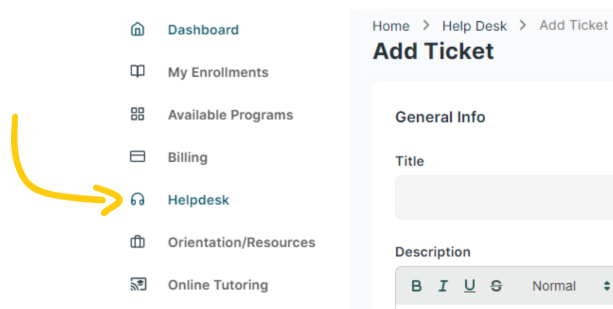


Ready to re-enroll and start using Learnstage 3.0? Use the guide below to get started:

1. Go to <https://live.learnstage.com/exceled/northgateacademy/login>
2. Click "Register Now" in the upper right hand corner.



3. Follow the steps to complete your enrollment. You will have the opportunity to choose your courses. If you have any questions about which courses you need, please call our offices (763-412-4701) or email your success coach.
5. Once you have completed your enrollment, please send us a Help Desk ticket to let us know you were previously a student. Then, we will connect the information from your old account to your new one.



And you're done! Welcome to your new and improved learning experience!